

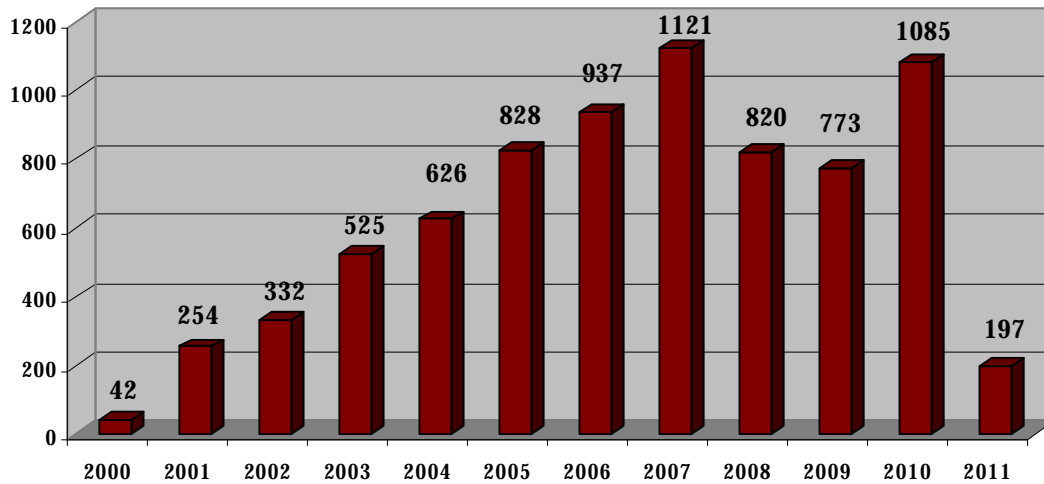


COMBATING TRAFFICKING IN HUMAN BEINGS: UKRAINE

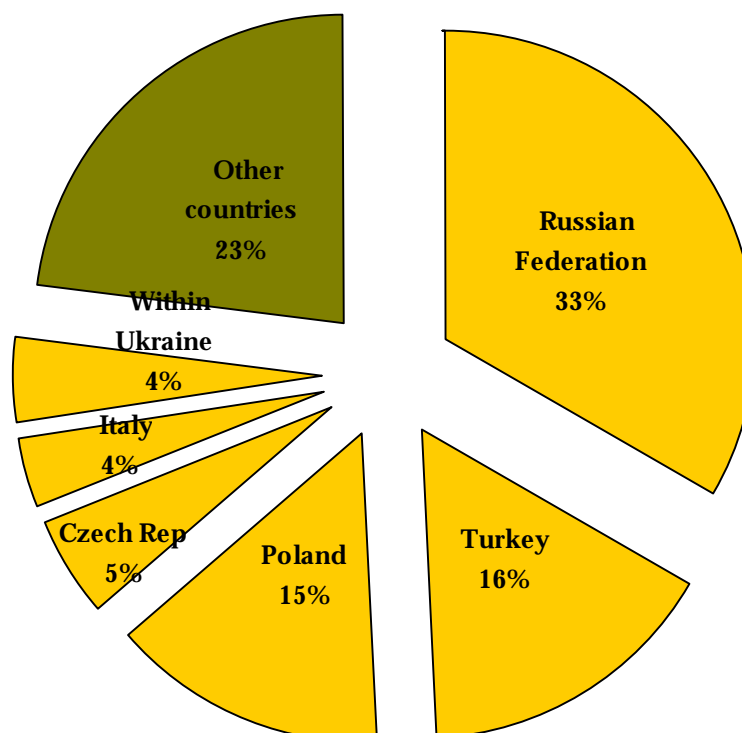
Statistics last updated on 31 March 2011

IOM Ukraine started assisting victims of trafficking (VoTs) in 2000. From January 2000 to March 2011 7540 VoTs received reintegration assistance, which includes legal aid on civil issues, legal consultation and representation for victims serving as witnesses in criminal cases as well as medical care, psychological counseling, reintegration grants, vocational training and other on an individual basis.

1. Number of VoTs assisted by IOM Ukraine (January 2000 – March 2011)



2. VoTs assisted by IOM Ukraine: Countries of destination (January 2000 – March 2011)



**3. VoTs provided with direct assistance by IOM Ukraine (January 2000 – March 2011)**

Countries of destination	2000	2001	2002	2003	2004	2005	2006	2007	2008	2009	2010	2011	Total
Russian Federation	--	17	28	82	110	198	293	359	350	367	569	133	2506
Turkey	1	55	56	129	207	293	154	117	90	62	40	--	1204
Poland	--	5	17	51	63	114	175	192	179	102	166	32	1096
Czech Republic	--	--	8	17	45	39	72	105	13	46	35	--	380
Ukraine ³	--	18	4	24	6	6	17	45	32	52	114	18	336
Italy	5	20	19	45	19	24	27	42	24	26	28	1	280
UAE	--	2	10	5	13	6	75	79	13	11	3	1	218
Germany	--	6	16	26	16	6	13	18	16	11	16	2	146
Israel	--	9	2	18	35	22	5	17	6	11	1	--	126
Portugal	--	2	11	15	3	11	14	31	14	23	--	--	124
the FYROM	11	29	45	13	12	10	1	--	--	--	--	2	123
Greece	2	4	31	25	4	15	7	18	5	2	7	1	121
Serbia/Montenegro ²	--	6	14	15	36	13	7	--	--	--	--	--	91
Austria	--	--	--	--	2	3	13	48	21	--	1	--	88
Spain	--	7	8	9	9	7	6	8	17	9	2	2	84
Cyprus	--	--	5	3	8	3	9	5	3	13	26	2	77
Bosnia & Herzegovina	11	16	15	7	13	1	3	1	2	--	2	--	71
Kosovo (Serbia)	6	23	22	8	--	--	3	1	--	--	1	--	64
Lebanon	--	--	--	3	1	2	3	8	3	4	20	1	45
Hungary	--	--	--	3	3	10	6	7	2	3	--	--	34
UK	--	--	--	--	1	13	4	3	10	2	--	--	33
Bulgaria	1	12	1	2	1	1	3	--	--	--	2	--	23
Switzerland	--	--	2	2	--	--	2	1	2	7	1	--	17
Slovak Republic	--	--	2	3	1	--	1	5	2	2	--	--	16
Slovenia	--	--	2	1	3	2	4	1	1	--	--	--	14
Moldova	--	--	--	--	2	5	3	--	--	3	1	--	14
Syria	--	9	1	--	--	1	--	--	2	--	1	--	14
Finland	3	--	--	--	--	--	--	--	--	--	11	--	14
Netherlands	--	--	5	1	--	3	1	2	--	1	--	--	13
Lithuania	--	--	--	--	--	12	--	--	--	--	--	--	12
Egypt	--	1	1	2	2	1	4	--	--	1	--	--	12
France	--	--	--	6	--	--	--	1	--	3	--	--	10
Norway	--	--	--	--	--	--	--	1	--	7	2	--	10
Azerbaijan	--	--	--	--	--	--	--	--	--	--	8	2	10
Indonesia	--	--	--	--	--	--	--	--	--	--	9	--	9
Belgium	--	2	4	1	1	--	--	--	--	--	--	--	8
Romania	--	2	--	--	--	--	4	--	2	--	--	--	8
Kazakhstan	--	--	--	--	1	1	1	1	--	--	4	--	8
Ireland	--	--	--	--	--	--	--	--	--	--	8	--	8
Japan	--	2	--	--	1	1	--	--	--	4	--	--	8
Albania	2	4	--	1	--	--	--	--	--	--	--	--	7
Croatia	--	--	2	--	--	--	4	1	--	--	--	--	7
Liberia	--	--	--	--	4	--	--	--	--	--	--	--	4
Armenia	--	--	--	--	--	4	--	--	--	--	--	--	4
Sweden	--	--	--	3	--	--	--	--	--	1	--	--	4
Serbia	--	--	--	--	--	--	--	2	--	--	2	--	4
Nigeria	--	--	--	3	--	--	--	--	--	--	--	--	3
South Korea	--	1	1	--	--	--	1	--	--	--	--	--	3
Benin	--	--	--	--	--	--	--	--	3	--	--	--	3
Tunisia	--	--	--	--	--	--	--	--	3	--	--	--	3
Belarus	--	--	--	--	--	--	--	--	2	--	--	--	2
Malta	--	--	--	1	1	--	--	--	--	--	--	--	2
Jordan	--	--	--	--	1	--	1	--	--	--	--	--	2
Georgia	--	1	--	--	1	--	--	--	--	--	--	--	2
Montenegro	--	--	--	--	--	--	--	--	2	--	--	--	2
o.Aruba	--	--	--	--	--	--	--	--	--	--	2	--	2
Equatorial Guinea	--	--	--	--	--	--	--	--	--	--	2	--	2
Other	--	1	--	1	1	1	1	2	1	--	1	--	9
Total	42	254	332	525	626	828	937	1121	820	773	1085	197	7540

¹ Number of victims includes attempts of trafficking² Figures for Serbia/Montenegro relate to VoTs before June 2006³ Number includes Ukrainian and international citizens who became victims of trafficking on the territory of Ukraine⁴ Includes Monaco, Yemen, Libya, Latvia, China, Argentina, Bahrain, Canada and Denmark.



4. VoTs assisted by IOM Ukraine: Type of exploitation (January 2000 – March 2011)

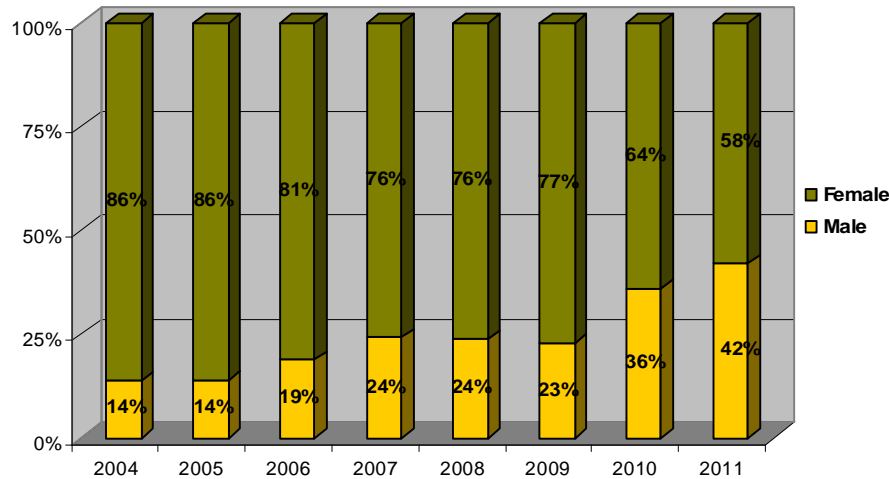
Type of exploitation	2004	2005	2006	2007	2008	2009	2010	2011
Sexual ⁵	403	558	597	581	392	397	369	39
Labor ⁵	190	232	319	500	404	337	612	143
Mixed	24	28	15	33	7	23	30	--
Begging	9	10	5	4	14	16	61	12
Other ⁶	--	--	1	--	3	--	13	3

⁵ Includes: 5 attempts (2011), 27 attempts (2010), 32 attempts (2009), 20 attempts (2008), 41 attempts (2007), 31 attempts (2006), 58 attempts (2005) and 21 attempts (2004) of trafficking for sexual exploitation; 11 attempts (2010) 2 attempts (2009) and 2 attempts (2007) of trafficking for labor exploitation

⁶ 7 cases of involvement into low level criminal activity and 12 cases of organ trafficking and 1 attempt of organ trafficking

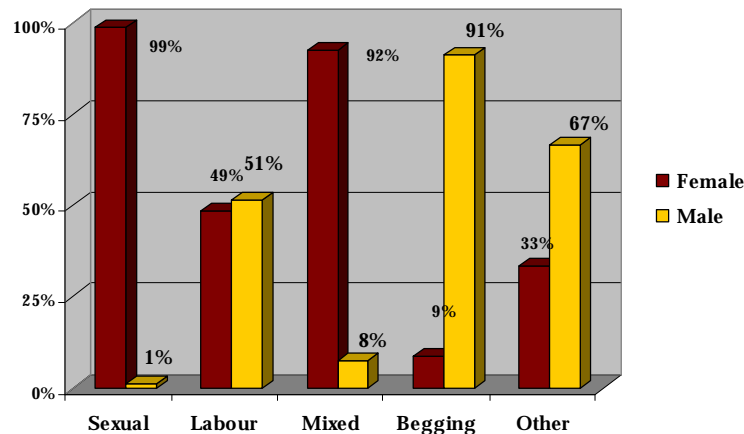
5. VoTs assisted by IOM Ukraine: Gender (January 2000 – March 2011)

Gender	Number of VoTs							
	2004	2005	2006	2007	2008	2009	2010	2011
Female	540	713	761	849	625	596	693	114
Male	86	115	176	272	195	177	392	83



6. VoTs assisted by IOM Ukraine: Type of exploitation by gender (January 2000 – March 2011)

Gender	Type of exploitation					Total
	Sexual	Labour	Mixed	Begging	Other	
Female	1760	973	86	52	6	2877
Male	20	1026	7	54	12	1119



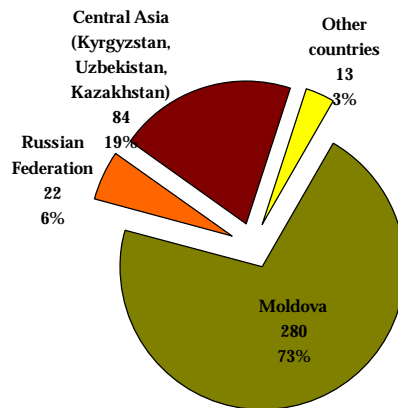


7. Foreign VoTs assisted by IOM Ukraine by citizenship (January 2000 – March 2011)

Citizenship of VoT	Country of destination														
	2003-2007						2008		2009					2010	2011
	TR	UA	UAE	IL	CZ	RU	UA	RU	CY	TR	UAE	UA	NL	UA	--
Moldova	247	3	16	--	1	--	--	--	1	--	6	4	--	1	--
Russian Federation	17	1	--	--	1	2	--	--	--	--	--	1	--	--	--
Kyrgyzstan	28	5	--	--	--	--	--	--	--	--	--	--	--	--	--
Uzbekistan	23	8	--	1	--	--	--	--	--	4	--	7	--	4	--
Kazakhstan	--	4	--	--	--	--	--	--	--	--	--	--	--	--	--
Belarus	1	--	--	--	--	--	1	--	--	--	--	--	1	--	--
Georgia	1	--	--	--	--	--	--	--	--	--	--	--	--	--	--
Slovakia	--	1	--	--	--	--	--	--	--	--	--	--	--	--	--
India	--	--	--	--	--	--	1	--	--	--	--	--	--	--	--
Nigeria	--	--	--	--	--	--	--	1	--	--	--	--	--	--	--
Philippines	--	--	--	--	--	--	--	--	--	--	--	2	--	--	--
Lithuania	--	--	--	--	--	--	--	--	--	--	--	1	--	--	--
Czech Republic	--	--	--	--	--	--	--	--	--	--	--	--	--	2	--
Congo(the DR)	--	--	--	--	--	--	--	--	--	--	--	--	--	1	--
TOTAL	360						3		27					8	0

TR-Turkey, UA-Ukraine, UAE - United Arab Emirates, IL -Israel, CZ - Czech Republic, RU - Russian Federation, CY-Cyprus, NL - Netherlands.

8. Foreign VoTs assisted by IOM Ukraine by citizenship (January 2000 –March 2011)



9. Type of organization referring victims to the IOM Ukraine (2001-2011) 10. Source of VoTs referral to NGOs (2007-2011)

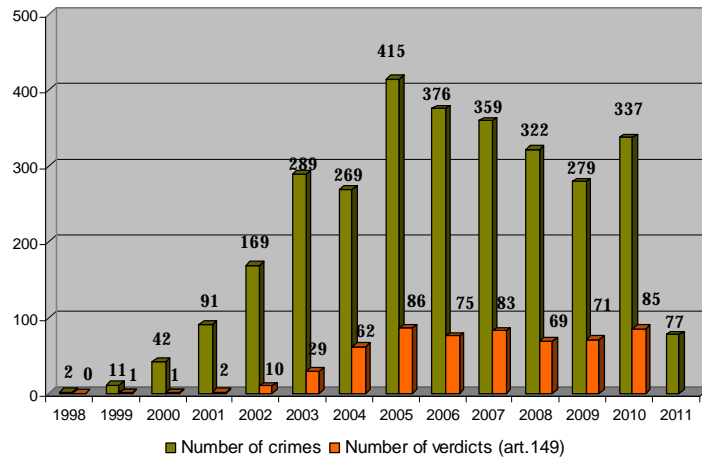
Referring Organizations	2001-2005	2006	2007	2008	2009	2010	2011
IOM missions outside of Ukraine	376	66	19	21	16	7	--
NGOs (see table 10)	2053	824	1043	732	707	1040	187
Law enforcement units in Ukraine	91	16	21	25	32	26	5
Other	45	31	38	42	18	12	5
Total	2565	937	1121	820	773	1085	197

Source of referral	Number of VoTs				
	2007	2008	2009	2010	2011
Law enforcement / SBU / SBGS	409	242	323	335	31
VoTs	277	178	152	344	108
NGO activities (lectures, projects, media, hotlines etc)	158	171	117	102	23
Individuals	124	54	62	140	3
Governmental structures (employment center, local authorities etc)	46	42	36	88	18
International NGOs	13	1	--	1	--
Religious organizations	11	1	--	--	--
NGO network	1	38	15	18	3
IOM Kyiv	4	--	--	--	--
Other	--	5	2	12	1



11. Number of registered crimes filed by CT Department of MOI of Ukraine and number of verdicts passed by the courts of Ukraine according to Art. 149 (previously 124-1) of the Criminal Code of Ukraine (1998 – March 2011)

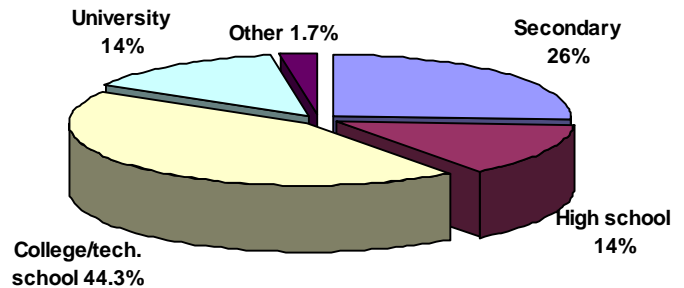
Year	Number of registered crimes *	Number of verdicts* (art.149)
1998	2	--
1999	11	1
2000	42	1
2001	91	2
2002	169	10
2003	289	29
2004	269	62
2005	415	86
2006	376	75
2007	359	83
2008	322	69
2009	279	71
2010	337	85
2011	77	--
Total	3038	574



* Information submitted by Supreme Court of Ukraine as of 31 December 2010

12. VoTs assisted by IOM Ukraine: Level of education (January 2000 – March 2011)

Education	2007	2008	2009	2010	2011
Secondary	370	234	183	207	43
High school	120	100	125	178	35
College/technical school	461	366	353	498	90
University	163	115	104	157	20
Other	7	5	8	45	9



13. VoTs referred to the IOM Ukraine. Employment status at the end of reintegration period (2002 – 2011)

Type of employment	Number of VoTs									
	2002	2003	2004	2005	2006	2007	2008	2009	2010	2011
Private business	113	232	201	281	345	267	136	135	172	5
Private sector employee	--	--	--	--	121	387	245	279	250	21
State owned business	50	86	78	112	142	51	45	34	35	6
State sector	46	60	77	92	135	74	89	61	55	1
Non-government sector (NGOs)	4	2	--	1	--	1	--	--	--	--
Student	26	27	45	45	35	128	115	54	128	15
Pupils	3	5	6	12	6	7	9	8	62	16
Maternity leave	12	12	13	19	15	20	13	6	8	1
Sex industry in Ukraine	1	2	3	5	4	--	10	--	5	--
Unemployed	42	26	40	44	25	45	24	53	45	--
Unemployed due to drug addiction	1	1	--	2	--	--	--	--	--	--
Returned abroad	5	11	8	15	22	22	5	9	--	--
Still receiving assistance	--	--	2	69	20	85	114	92	285	132
Unknown	25	9	15	22	16	18	7	15	23	--
Other	--	--	1	1	2	6	6	1	10	--
Total of Ukrainian victims	328	473	489	720	888	1111	818	747	1078	197
Repatriated (see table 7)	4	52	137	108	49	10	2	26	7	--
Total	332	525	626	828	937	1121	820	773	1085	197



14. Reintegration assistance provided by the IOM Ukraine in cooperation with NGOs (2001 – 2011)

VoTs who have been included into the program by the end of 2010 continue getting assistance in 2011

Type of assistance	Number of beneficiaries										
	2001	2002	2003	2004	2005	2006	2007	2008	2009	2010	2011
Airport assistance	95	110	82	71	106	28	25	21	20	9	1
Port assistance	--	--	53	137	110	81	68	--	--	--	--
Sheltering	85	4	--	--	29	33	53	87	37	31	--
Transportation	151	204	261	371	394	537	458	610	413	587	171
Counselling/Information	254	328	525	626	828	937	1121	820	773	1085	197
Reinstallation grant	251	317	413	385	645	863	764	1245	883	873	247
Vocational training/Education	82	104	175	180	339	403	411	605	469	419	83
Medical assistance	118	268	360	314	558	787	737	1272	592	646	164
Psychological support	62	218	350	314	480	658	503	545	365	465	99
Legal services	17	16	46	45	134	327	339	467	218	214	61
Housing	43	22	36	54	178	436	272	526	311	331	52
Passport restoration	2	4	4	18	21	26	8	16	10	3	--
Family support	--	--	45	158	468	595	370	530	429	548	132
Rehab. Centre Services	--	173	200	191	242	204	174	172	162	233	72
Transit Shelter Services	--	--	28	137	110	53	71	--	--	--	--

15. IOM REINTEGRATION NGO PARTNERS IN UKRAINE

Name of Organization	Location	Contact Information
Suchasnyk	Chernivtsi	(38 0372) 58 55 96
Women's Information and Co-ordination Centre	Dnipropetrovsk	(38 056) 370 25 35; 370 25 50
Promin	Dnipropetrovsk	(38 050) 674 81 28
Donetsk League of Business and Professional Women	Donetsk	(38 062) 334 34 00, 334 20 43; 334 34 43
Caritas	Ivano-Frankivsk	(38 0342) 50 25 46
Road to Life	Kharkiv	(38 057) 719 85 30
Women's Community	Kharkiv	(38 057) 714 38 50
Successful Women	Kherson	(38 0552) 26 35 63; 42 37 65
Kirovohrad Oblast Center for Women's Issues	Kirovohrad	(38 0522) 22 58 90; 22 65 79; 22 65 06, 22 65 79
Caritas	Khmelnyskyi	(38 0382) 61 63 71
Espero	Khmelnyskyi	(38 0382) 61 63 71
Educational Center "Women of Donbas"	Luhansk	(38 0642) 55 16 99
Veles	Lutsk	(38 03322) 555 42
Volyn Perspectives	Lutsk	(38 03322) 555 42
Sokal Agency of District Development	Sokal (Lviv Oblast)	(38 067) 335 86 05
Western Ukrainian Center "Women's Perspectives"	Lviv	(38 032) 2 962 962; 295-50-60;
Mykolaiv Fund "Lubystok"	Mykolayiv	(38 0512) 47 82 69
Public Movement "Faith, Hope, Love"	Odesa	(38 0482) 63 33 39; 32 42 24
Family House	Poltava	(38 0532) 53 09 10
Center for Supporting Civil Initiatives "Chayka"	Rivne	(38 0362) 69 00 00; 23 34 57; 23 43 48
Youth Center for Women's Initiatives	Sevastopol	(38 0962) 55 73 90; 55 73 90
Spivdruzhnist	Simferopol	(38 0652) 25 54 11
Ternopil City NGO "Revival of a Nation"	Ternopil	National toll-free hotline: 0 800 505 501 or 527 for subscribers of Beeline, KyivStar, MTS and life:)
Uzhgorod Oblast Women's Center "Vesta"	Uzhgorod	(38 03122) 3 20 91;
Progressive women	Vinnitsia	(38 0432) 35 85 60
Men Against Violence	Vinnitsia	(38 0432) 59 20 47
Dzherelo Nadii	Vinnitsia	(38 0432) 53 10 94
Avenir	Zhytomyr	(38 0412) 41 40 38; 36 21 70
Women Information-Consulting Centre	Zhytomyr	(38 0412) 40 07 33; 400 731; 400 732
Vzayemodiya	Zaporizhzhia	(38 061) 270 92 91

In addition to these organizations working directly with victims of trafficking, IOM Kyiv supports more than 75 civil society and faith-based organizations working to raise awareness about and prevent trafficking.