

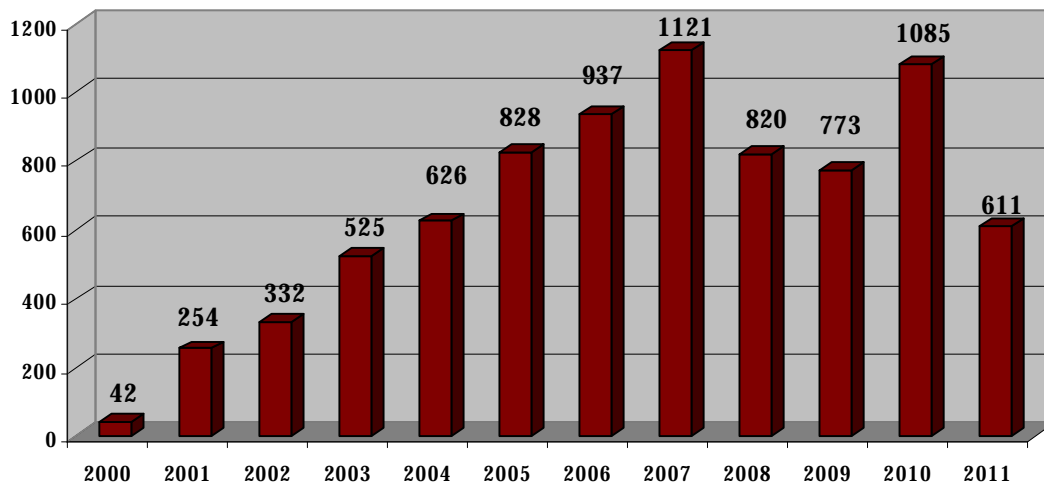


## COMBATING TRAFFICKING IN HUMAN BEINGS: UKRAINE

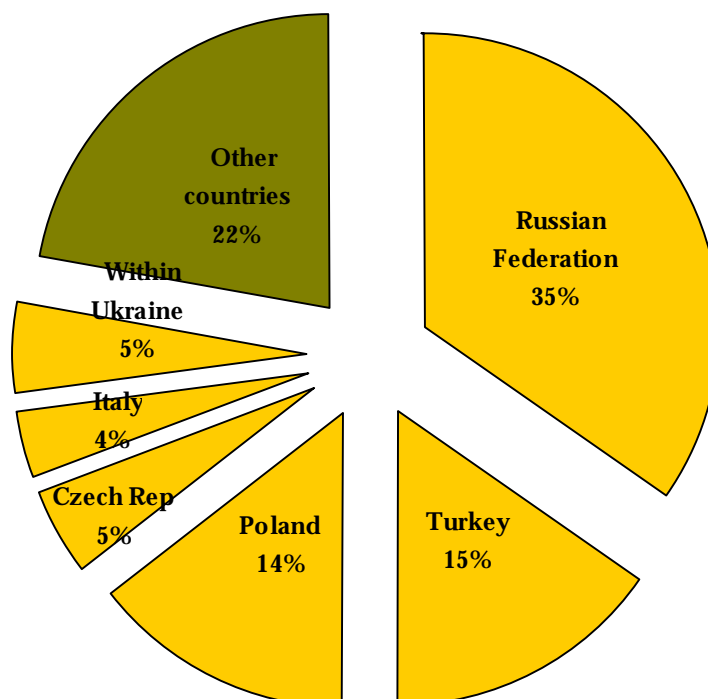
### Statistics last updated on 30 September 2011

*IOM Ukraine started assisting victims of trafficking (VoTs) in 2000. From January 2000 to September 2011 7954 VoTs received reintegration assistance, which includes legal aid on civil issues, legal consultation and representation for victims serving as witnesses in criminal cases as well as medical care, psychological counseling, reintegration grants, vocational training and other on an individual basis.*

#### 1. Number of VoTs assisted by IOM Ukraine (January 2000 – September 2011)



#### 2. VoTs assisted by IOM Ukraine: Countries of destination (January 2000 – September 2011)





## 3. VoTs provided with direct assistance by IOM Ukraine (January 2000 – September 2011)

| Countries of destination       | 2000      | 2001       | 2002       | 2003       | 2004       | 2005       | 2006       | 2007        | 2008       | 2009       | 2010        | 2011       | Total       |
|--------------------------------|-----------|------------|------------|------------|------------|------------|------------|-------------|------------|------------|-------------|------------|-------------|
| Russian Federation             | --        | 17         | 28         | 82         | 110        | 198        | 293        | 359         | 350        | 367        | 569         | 395        | 2768        |
| Turkey                         | 1         | 55         | 56         | 129        | 207        | 293        | 154        | 117         | 90         | 62         | 40          | 7          | 1211        |
| Poland                         | --        | 5          | 17         | 51         | 63         | 114        | 175        | 192         | 179        | 102        | 166         | 86         | 1150        |
| Ukraine <sup>3</sup>           | --        | 18         | 4          | 24         | 6          | 6          | 17         | 45          | 32         | 52         | 114         | 67         | 385         |
| Czech Republic                 | --        | --         | 8          | 17         | 45         | 39         | 72         | 105         | 13         | 46         | 35          | 3          | 383         |
| Italy                          | 5         | 20         | 19         | 45         | 19         | 24         | 27         | 42          | 24         | 26         | 28          | 2          | 281         |
| UAE                            | --        | 2          | 10         | 5          | 13         | 6          | 75         | 79          | 13         | 11         | 3           | 12         | 229         |
| Germany                        | --        | 6          | 16         | 26         | 16         | 6          | 13         | 18          | 16         | 11         | 16          | 7          | 151         |
| Portugal                       | --        | 2          | 11         | 15         | 3          | 11         | 14         | 31          | 14         | 23         | --          | 11         | 135         |
| Israel                         | --        | 9          | 2          | 18         | 35         | 22         | 5          | 17          | 6          | 11         | 1           | 1          | 127         |
| the FYROM                      | 11        | 29         | 45         | 13         | 12         | 10         | 1          | --          | --         | --         | --          | 2          | 123         |
| Greece                         | 2         | 4          | 31         | 25         | 4          | 15         | 7          | 18          | 5          | 2          | 7           | 1          | 121         |
| Serbia/Montenegro <sup>2</sup> | --        | 6          | 14         | 15         | 36         | 13         | 7          | --          | --         | --         | --          | 1          | 92          |
| Austria                        | --        | --         | --         | --         | 2          | 3          | 13         | 48          | 21         | --         | 1           | --         | 88          |
| Spain                          | --        | 7          | 8          | 9          | 9          | 7          | 6          | 8           | 17         | 9          | 2           | 2          | 84          |
| Cyprus                         | --        | --         | 5          | 3          | 8          | 3          | 9          | 5           | 3          | 13         | 26          | 2          | 77          |
| Bosnia & Herzegovina           | 11        | 16         | 15         | 7          | 13         | 1          | 3          | 1           | 2          | --         | 2           | 1          | 72          |
| Kosovo (Serbia)                | 6         | 23         | 22         | 8          | --         | --         | 3          | 1           | --         | --         | 1           | 1          | 65          |
| Lebanon                        | --        | --         | --         | 3          | 1          | 2          | 3          | 8           | 3          | 4          | 20          | 3          | 47          |
| Hungary                        | --        | --         | --         | 3          | 3          | 10         | 6          | 7           | 2          | 3          | --          | --         | 34          |
| UK                             | --        | --         | --         | --         | 1          | 13         | 4          | 3           | 10         | 2          | --          | --         | 33          |
| Bulgaria                       | 1         | 12         | 1          | 2          | 1          | 1          | 3          | --          | --         | --         | 2           | --         | 23          |
| Switzerland                    | --        | --         | 2          | 2          | --         | --         | 2          | 1           | 2          | 7          | 1           | --         | 17          |
| Slovak Republic                | --        | --         | 2          | 3          | 1          | --         | 1          | 5           | 2          | 2          | --          | --         | 16          |
| Syria                          | --        | 9          | 1          | --         | --         | 1          | --         | --          | 2          | --         | 1           | 2          | 16          |
| Moldova                        | --        | --         | --         | --         | 2          | 5          | 3          | --          | --         | 3          | 1           | 1          | 15          |
| Slovenia                       | --        | --         | 2          | 1          | 3          | 2          | 4          | 1           | 1          | --         | --          | --         | 14          |
| Finland                        | 3         | --         | --         | --         | --         | --         | --         | --          | --         | --         | 11          | --         | 14          |
| Netherlands                    | --        | --         | 5          | 1          | --         | 3          | 1          | 2           | --         | 1          | --          | --         | 13          |
| Lithuania                      | --        | --         | --         | --         | --         | 12         | --         | --          | --         | --         | --          | --         | 12          |
| Egypt                          | --        | 1          | 1          | 2          | 2          | 1          | 4          | --          | --         | 1          | --          | --         | 12          |
| Azerbaijan                     | --        | --         | --         | --         | --         | --         | --         | --          | --         | --         | 8           | 4          | 12          |
| France                         | --        | --         | --         | 6          | --         | --         | --         | 1           | --         | 3          | --          | --         | 10          |
| Norway                         | --        | --         | --         | --         | --         | --         | --         | 1           | --         | 7          | 2           | --         | 10          |
| Indonesia                      | --        | --         | --         | --         | --         | --         | --         | --          | --         | --         | 9           | --         | 9           |
| Belgium                        | --        | 2          | 4          | 1          | 1          | --         | --         | --          | --         | --         | --          | --         | 8           |
| Romania                        | --        | 2          | --         | --         | --         | --         | 4          | --          | 2          | --         | --          | --         | 8           |
| Kazakhstan                     | --        | --         | --         | --         | 1          | 1          | 1          | 1           | --         | --         | 4           | --         | 8           |
| Ireland                        | --        | --         | --         | --         | --         | --         | --         | --          | --         | --         | 8           | --         | 8           |
| Japan                          | --        | 2          | --         | --         | 1          | 1          | --         | --          | --         | 4          | --          | --         | 8           |
| Albania                        | 2         | 4          | --         | 1          | --         | --         | --         | --          | --         | --         | --          | --         | 7           |
| Croatia                        | --        | --         | 2          | --         | --         | --         | 4          | 1           | --         | --         | --          | --         | 7           |
| Liberia                        | --        | --         | --         | --         | 4          | --         | --         | --          | --         | --         | --          | --         | 4           |
| Armenia                        | --        | --         | --         | --         | --         | 4          | --         | --          | --         | --         | --          | --         | 4           |
| Sweden                         | --        | --         | --         | 3          | --         | --         | --         | --          | --         | 1          | --          | --         | 4           |
| Serbia                         | --        | --         | --         | --         | --         | --         | --         | 2           | --         | --         | 2           | --         | 4           |
| Nigeria                        | --        | --         | --         | 3          | --         | --         | --         | --          | --         | --         | --          | --         | 3           |
| South Korea                    | --        | 1          | 1          | --         | --         | --         | 1          | --          | --         | --         | --          | --         | 3           |
| Benin                          | --        | --         | --         | --         | --         | --         | --         | --          | 3          | --         | --          | --         | 3           |
| Tunisia                        | --        | --         | --         | --         | --         | --         | --         | --          | 3          | --         | --          | --         | 3           |
| Belarus                        | --        | --         | --         | --         | --         | --         | --         | --          | 2          | --         | --          | --         | 2           |
| Malta                          | --        | --         | --         | 1          | 1          | --         | --         | --          | --         | --         | --          | --         | 2           |
| Jordan                         | --        | --         | --         | --         | 1          | --         | 1          | --          | --         | --         | --          | --         | 2           |
| Georgia                        | --        | 1          | --         | --         | 1          | --         | --         | --          | --         | --         | --          | --         | 2           |
| Montenegro                     | --        | --         | --         | --         | --         | --         | --         | --          | 2          | --         | --          | --         | 2           |
| o.Aruba                        | --        | --         | --         | --         | --         | --         | --         | --          | --         | --         | 2           | --         | 2           |
| Equatorial Guinea              | --        | --         | --         | --         | --         | --         | --         | --          | --         | --         | 2           | --         | 2           |
| Other <sup>4</sup>             | --        | 1          | --         | 1          | 1          | 1          | 1          | 2           | 1          | --         | 1           | --         | 9           |
| <b>Total</b>                   | <b>42</b> | <b>254</b> | <b>332</b> | <b>525</b> | <b>626</b> | <b>828</b> | <b>937</b> | <b>1121</b> | <b>820</b> | <b>773</b> | <b>1085</b> | <b>611</b> | <b>7954</b> |

<sup>1</sup> Number of victims includes attempts of trafficking<sup>2</sup> Figures for Serbia/Montenegro relate to VoTs before June 2006<sup>3</sup> Number includes Ukrainian and international citizens who became victims of trafficking on the territory of Ukraine<sup>4</sup> Includes Monaco, Yemen, Libya, Latvia, China, Argentina, Bahrain, Canada and Denmark.



4. VoTs assisted by IOM Ukraine: Type of exploitation (January 2004 – September 2011)

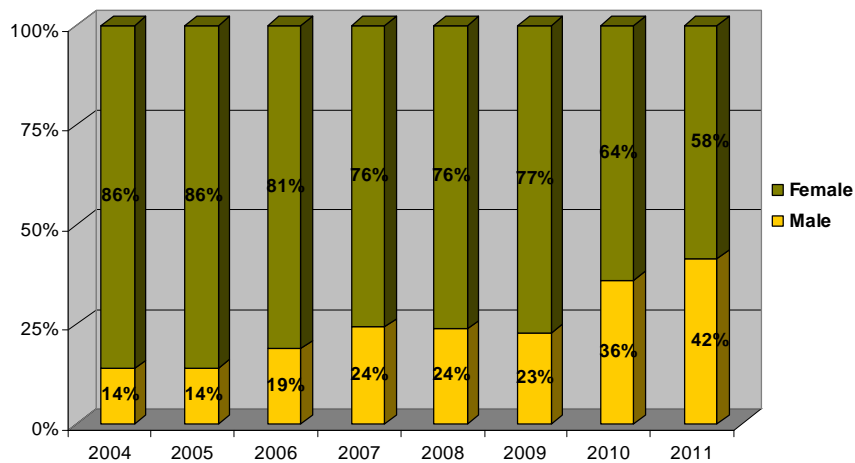
| Type of exploitation | 2004 | 2005 | 2006 | 2007 | 2008 | 2009 | 2010 | 2011 |
|----------------------|------|------|------|------|------|------|------|------|
| Sexual <sup>5</sup>  | 403  | 558  | 597  | 581  | 392  | 397  | 369  | 154  |
| Labor <sup>5</sup>   | 190  | 232  | 319  | 503  | 404  | 337  | 612  | 415  |
| Mixed                | 24   | 28   | 15   | 33   | 7    | 23   | 30   | 4    |
| Begging              | 9    | 10   | 5    | 4    | 14   | 16   | 61   | 18   |
| Other <sup>6</sup>   | --   | --   | 1    | --   | 3    | --   | 13   | 20   |

<sup>5</sup> Includes: 17 attempts (2011), 27 attempts (2010), 32 attempts (2009), 20 attempts (2008), 41 attempts (2007), 31 attempts (2006), 58 attempts (2005) and 21 attempts (2004) of trafficking for sexual exploitation; 11 attempts (2010) 2 attempts (2009) and 2 attempts (2007) of trafficking for labor exploitation

<sup>6</sup> 8 cases of involvement into low level criminal activity and 14 cases of organ trafficking and 1 attempt of organ trafficking. In 2011 14 cases with high risk of being trafficked were included.

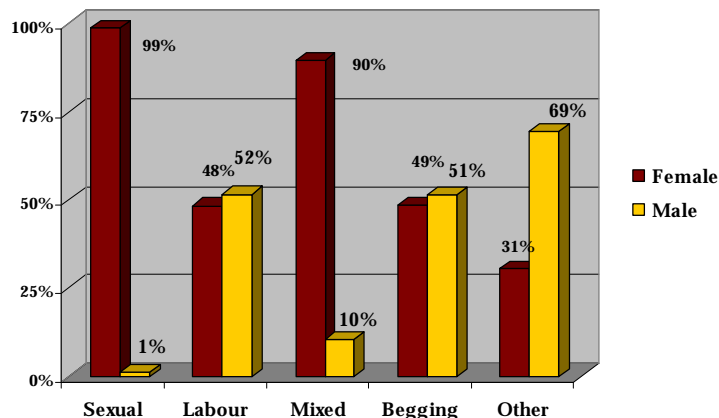
5. VoTs assisted by IOM Ukraine: Gender (January 2004 – September 2011)

| Gender | Number of VoTs |      |      |      |      |      |      |      |
|--------|----------------|------|------|------|------|------|------|------|
|        | 2004           | 2005 | 2006 | 2007 | 2008 | 2009 | 2010 | 2011 |
| Female | 540            | 713  | 761  | 849  | 625  | 596  | 693  | 357  |
| Male   | 86             | 115  | 176  | 272  | 195  | 177  | 392  | 254  |



6. VoTs assisted by IOM Ukraine: Type of exploitation by gender (January 2007 – September 2011)

| Gender | Type of exploitation |        |       |         |       | Total |
|--------|----------------------|--------|-------|---------|-------|-------|
|        | Sexual               | Labour | Mixed | Begging | Other |       |
| Female | 1870                 | 1097   | 87    | 55      | 11    | 3120  |
| Male   | 23                   | 1174   | 10    | 58      | 25    | 1290  |



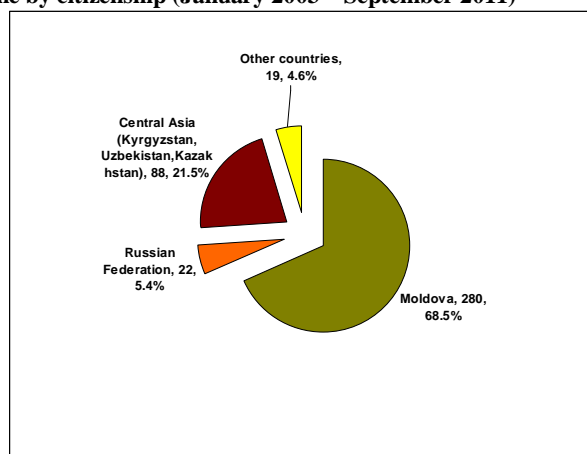


7. Foreign VoTs assisted by IOM Ukraine by citizenship (January 2000 – September 2011)

| Citizenship of VoT | Country of destination |    |     |    |    |    |          |    |           |    |     |    |          |           |    |    |
|--------------------|------------------------|----|-----|----|----|----|----------|----|-----------|----|-----|----|----------|-----------|----|----|
|                    | 2003-2007              |    |     |    |    |    | 2008     |    | 2009      |    |     |    | 2010     | 2011      |    |    |
|                    | TR                     | UA | UAE | IL | CZ | RU | UA       | RU | CY        | TR | UAE | UA | NL       | UA        | UA | RU |
| Moldova            | 247                    | 3  | 16  | -- | 1  | -- | --       | -- | 1         | -- | 6   | 4  | --       | 1         | 1  | -- |
| Russian Federation | 17                     | 1  | --  | -- | 1  | 2  | --       | -- | --        | -- | --  | 1  | --       | --        | -- | -- |
| Kyrgyzstan         | 28                     | 5  | --  | -- | -- | -- | --       | -- | --        | -- | --  | -- | --       | --        | -- | -- |
| Uzbekistan         | 23                     | 8  | --  | 1  | -- | -- | --       | -- | --        | 4  | --  | 7  | --       | 4         | 4  | -- |
| Kazakhstan         | --                     | 4  | --  | -- | -- | -- | --       | -- | --        | -- | --  | -- | --       | --        | -- | -- |
| Belarus            | 1                      | -- | --  | -- | -- | -- | 1        | -- | --        | -- | --  | -- | 1        | --        | -- | -- |
| Georgia            | 1                      | -- | --  | -- | -- | -- | --       | -- | --        | -- | --  | -- | --       | --        | -- | -- |
| Slovakia           | --                     | 1  | --  | -- | -- | -- | --       | -- | --        | -- | --  | -- | --       | --        | -- | -- |
| India              | --                     | -- | --  | -- | -- | -- | 1        | -- | --        | -- | --  | -- | --       | --        | -- | -- |
| Nigeria            | --                     | -- | --  | -- | -- | -- | --       | 1  | --        | -- | --  | -- | --       | --        | -- | -- |
| Philippines        | --                     | -- | --  | -- | -- | -- | --       | -- | --        | -- | --  | 2  | --       | --        | -- | -- |
| Lithuania          | --                     | -- | --  | -- | -- | -- | --       | -- | --        | -- | --  | 1  | --       | --        | -- | -- |
| Czech Republic     | --                     | -- | --  | -- | -- | -- | --       | -- | --        | -- | --  | -- | --       | 2         | -- | -- |
| Congo(the DR)      | --                     | -- | --  | -- | -- | -- | --       | -- | --        | -- | --  | -- | --       | 1         | -- | -- |
| Pakistan           | --                     | -- | --  | -- | -- | -- | --       | -- | --        | -- | --  | -- | --       | --        | 4  | -- |
| Germany            | --                     | -- | --  | -- | -- | -- | --       | -- | --        | -- | --  | -- | --       | --        | -- | 1  |
| Unknown            | --                     | -- | --  | -- | -- | -- | --       | -- | --        | -- | --  | -- | --       | --        | -- | 1  |
| <b>TOTAL</b>       | <b>360</b>             |    |     |    |    |    | <b>3</b> |    | <b>27</b> |    |     |    | <b>8</b> | <b>11</b> |    |    |

TR-Turkey, UA-Ukraine, UAE – United Arab Emirates, IL –Israel, CZ - Czech Republic, RU – Russian Federation, CY-Cyprus, NL – Netherlands.

8. Foreign VoTs assisted by IOM Ukraine by citizenship (January 2003 – September 2011)



9. Type of organization referring victims to the IOM Ukraine (2001-2011) 10. Source of VoTs referral to NGOs (2007-2011)

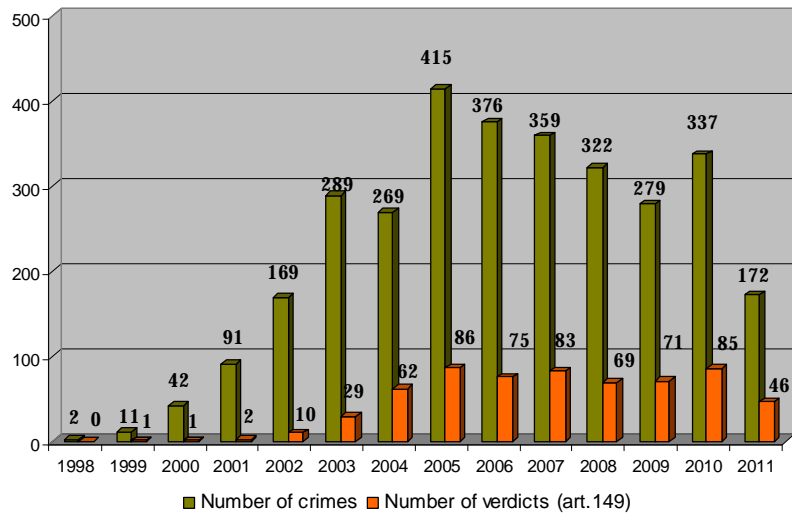
| Referring Organizations          | 2001-2005   | 2006       | 2007        | 2008       | 2009       | 2010        | 2011       |
|----------------------------------|-------------|------------|-------------|------------|------------|-------------|------------|
| IOM missions outside of Ukraine  | 376         | 66         | 19          | 21         | 16         | 7           | 1          |
| NGOs (see table 10)              | 2053        | 824        | 1043        | 732        | 707        | 1040        | 585        |
| Law enforcement units in Ukraine | 91          | 16         | 21          | 25         | 32         | 26          | 13         |
| Other                            | 45          | 31         | 38          | 42         | 18         | 12          | 12         |
| <b>Total</b>                     | <b>2565</b> | <b>937</b> | <b>1121</b> | <b>820</b> | <b>773</b> | <b>1085</b> | <b>611</b> |

| Source of referral   | Number of VoTs |      |      |      |      |
|--|----------------|------|------|------|------|
|  | 2007           | 2008 | 2009 | 2010 | 2011 |
| Law enforcement / SBU / SBGS                                       | 409            | 242  | 323  | 335  | 140  |
| VOTs   | 277            | 178  | 152  | 344  | 293  |
| NGO activities (lectures, projects, media, hotlines etc)           | 158            | 171  | 117  | 102  | 47   |
| Individuals  | 124            | 54   | 62   | 140  | 26   |
| Governmental structures (employment center, local authorities etc) | 46             | 42   | 36   | 88   | 49   |
| International NGOs   | 13             | 1    | --   | 1    | --   |
| Religious organizations  | 11             | 1    | --   | --   | --   |
| NGO network  | 1              | 38   | 15   | 18   | 25   |
| IOM Kyiv   | 4              | --   | --   | --   | 2    |
| Other  | --             | 5    | 2    | 12   | 3    |



**11. Number of registered crimes filed by CT Department of MOI of Ukraine and number of verdicts passed by the courts of Ukraine according to Art. 149 (previously 124-1) of the Criminal Code of Ukraine (1998 – September 2011)**

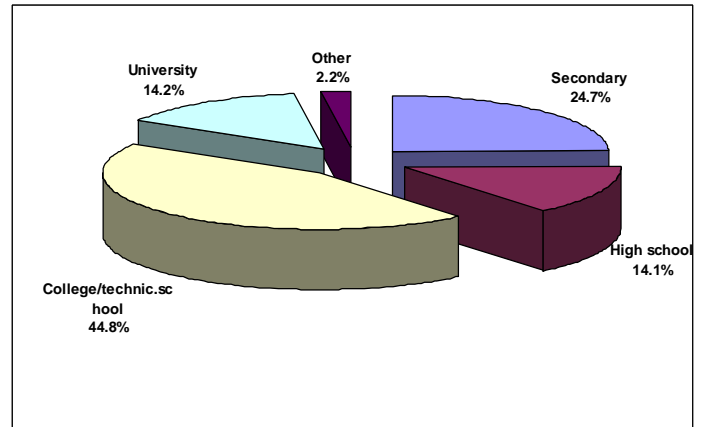
| Year         | Number of registered crimes * | Number of verdicts* (art.149) |
|--------------|-------------------------------|-------------------------------|
| 1998         | 2                             | --                            |
| 1999         | 11                            | 1                             |
| 2000         | 42                            | 1                             |
| 2001         | 91                            | 2                             |
| 2002         | 169                           | 10                            |
| 2003         | 289                           | 29                            |
| 2004         | 269                           | 62                            |
| 2005         | 415                           | 86                            |
| 2006         | 376                           | 75                            |
| 2007         | 359                           | 83                            |
| 2008         | 322                           | 69                            |
| 2009         | 279                           | 71                            |
| 2010         | 337                           | 85                            |
| 2011         | 172                           | 46                            |
| <b>Total</b> | <b>3133</b>                   | <b>620</b>                    |



• Information submitted by Supreme Court of Ukraine as of 30 of June 2011

**12. VoTs assisted by IOM Ukraine: Level of education (January 2007 – September 2011)**

| Education                | 2007 | 2008 | 2009 | 2010 | 2011 |
|--------------------------|------|------|------|------|------|
| Secondary                | 370  | 234  | 183  | 207  | 96   |
| High school              | 120  | 100  | 125  | 178  | 97   |
| College/technical school | 461  | 366  | 353  | 498  | 296  |
| University               | 163  | 115  | 104  | 157  | 87   |
| Other                    | 7    | 5    | 8    | 45   | 35   |



**13. VoTs referred to the IOM Ukraine. Employment status at the end of reintegration period (2002 – 2011)**

| Type of employment                | Number of VoTs |            |            |            |            |             |            |            |             |            |
|-----------------------------------|----------------|------------|------------|------------|------------|-------------|------------|------------|-------------|------------|
|                                   | 2002           | 2003       | 2004       | 2005       | 2006       | 2007        | 2008       | 2009       | 2010        | 2011       |
| Private business                  | 113            | 232        | 201        | 281        | 345        | 267         | 136        | 135        | 172         | 95         |
| Private sector employee           | --             | --         | --         | --         | 121        | 387         | 245        | 279        | 250         | 149        |
| State owned business              | 50             | 86         | 78         | 112        | 142        | 51          | 45         | 34         | 35          | 45         |
| State sector                      | 46             | 60         | 77         | 92         | 135        | 74          | 89         | 61         | 55          | 15         |
| Non-government sector (NGOs)      | 4              | 2          | --         | 1          | --         | 1           | --         | --         | --          | --         |
| Student                           | 26             | 27         | 45         | 45         | 35         | 128         | 115        | 54         | 128         | 82         |
| Pupils                            | 3              | 5          | 6          | 12         | 6          | 7           | 9          | 8          | 62          | 39         |
| Maternity leave                   | 12             | 12         | 13         | 19         | 15         | 20          | 13         | 6          | 8           | 4          |
| Sex industry in Ukraine           | 1              | 2          | 3          | 5          | 4          | --          | 10         | --         | 5           | --         |
| Unemployed                        | 42             | 26         | 40         | 44         | 25         | 45          | 24         | 53         | 45          | 15         |
| Unemployed due to drug addiction  | 1              | 1          | --         | 2          | --         | --          | --         | --         | --          | --         |
| Returned abroad                   | 5              | 11         | 8          | 15         | 22         | 22          | 5          | 9          | --          | --         |
| Still receiving assistance        | --             | --         | 2          | 69         | 20         | 85          | 114        | 92         | 285         | 145        |
| Unknown                           | 25             | 9          | 15         | 22         | 16         | 18          | 7          | 15         | 23          | 11         |
| Other                             | --             | --         | 1          | 1          | 2          | 6           | 6          | 1          | 10          | 5          |
| <b>Total of Ukrainian victims</b> | <b>328</b>     | <b>473</b> | <b>489</b> | <b>720</b> | <b>888</b> | <b>1111</b> | <b>818</b> | <b>747</b> | <b>1078</b> | <b>605</b> |
| Repatriated (see table 7)         | 4              | 52         | 137        | 108        | 49         | 10          | 2          | 26         | 7           | 6          |
| <b>Total</b>                      | <b>332</b>     | <b>525</b> | <b>626</b> | <b>828</b> | <b>937</b> | <b>1121</b> | <b>820</b> | <b>773</b> | <b>1085</b> | <b>611</b> |



**14. Reintegration assistance provided by the IOM Ukraine in cooperation with NGOs (2001 – 2011) VoTs who have been included into the program by the end of 2010 continue getting assistance in 2011**

| Type of assistance            | Number of beneficiaries |      |      |      |      |      |      |      |      |      |      |
|-------------------------------|-------------------------|------|------|------|------|------|------|------|------|------|------|
|                               | 2001                    | 2002 | 2003 | 2004 | 2005 | 2006 | 2007 | 2008 | 2009 | 2010 | 2011 |
| Airport assistance            | 95                      | 110  | 82   | 71   | 106  | 28   | 25   | 21   | 20   | 9    | 8    |
| Port assistance               | --                      | --   | 53   | 137  | 110  | 81   | 68   | --   | --   | --   | --   |
| Sheltering                    | 85                      | 4    | --   | --   | 29   | 33   | 53   | 87   | 37   | 31   | --   |
| Transportation                | 151                     | 204  | 261  | 371  | 394  | 537  | 458  | 610  | 413  | 587  | 441  |
| Counselling/Information       | 254                     | 328  | 525  | 626  | 828  | 937  | 1121 | 820  | 773  | 1085 | 611  |
| Reinstallation grant          | 251                     | 317  | 413  | 385  | 645  | 863  | 764  | 1245 | 883  | 873  | 616  |
| Vocational training/Education | 82                      | 104  | 175  | 180  | 339  | 403  | 411  | 605  | 469  | 419  | 248  |
| Medical assistance            | 118                     | 268  | 360  | 314  | 558  | 787  | 737  | 1272 | 592  | 646  | 444  |
| Psychological support         | 62                      | 218  | 350  | 314  | 480  | 658  | 503  | 545  | 365  | 465  | 303  |
| Legal services                | 17                      | 16   | 46   | 45   | 134  | 327  | 339  | 467  | 218  | 214  | 139  |
| Housing                       | 43                      | 22   | 36   | 54   | 178  | 436  | 272  | 526  | 311  | 331  | 213  |
| Passport restoration          | 2                       | 4    | 4    | 18   | 21   | 26   | 8    | 16   | 10   | 3    | 5    |
| Family support                | --                      | --   | 45   | 158  | 468  | 595  | 370  | 530  | 429  | 548  | 416  |
| Rehab. Centre Services        | --                      | 173  | 200  | 191  | 242  | 204  | 174  | 172  | 162  | 233  | 163  |
| Transit Shelter Services      | --                      | --   | 28   | 137  | 110  | 53   | 71   | --   | --   | --   | --   |

**15. IOM REINTEGRATION NGO PARTNERS IN UKRAINE**

| Name of Organization                              | Location            | Contact Information   |
|---|---------------------|---|
| Suchasnyk   | Chernivtsi          | (38 0372) 58 55 96  |
| Women's Information and Co-ordination Centre      | Dnipropetrovsk      | (38 056) 370 25 35; 370 25 50   |
| Promin  | Dnipropetrovsk      | (38 050) 674 81 28  |
| Donetsk League of Business and Professional Women | Donetsk             | (38 062) 334 34 00, 334 20 43; 334 34 43  |
| Caritas   | Ivano-Frankivsk     | (38 0342) 50 25 46  |
| Road to Life                                      | Kharkiv             | (38 057) 719 85 30  |
| Women's Community                                 | Kharkiv             | (38 057) 714 38 50  |
| Successful Women                                  | Kherson             | (38 0552) 26 35 63; 42 37 65  |
| Kirovohrad Oblast Center for Women's Issues       | Kirovohrad          | (38 0522) 22 58 90; 22 65 79; 22 65 06, 22 65 79  |
| Caritas   | Khmelnyskyi         | (38 0382) 61 63 71  |
| Espero  | Khmelnyskyi         | (38 0382) 61 63 71  |
| Educational Center "Women of Donbas"              | Luhansk             | (38 0642) 55 16 99  |
| Veles   | Lutsk               | (38 03322) 555 42   |
| Volyn Perspectives                                | Lutsk               | (38 03322) 555 42   |
| Sokal Agency of District Development              | Sokal (Lviv Oblast) | (38 067) 335 86 05  |
| Western Ukrainian Center "Women's Perspectives"   | Lviv                | (38 032) 2 962 962; 295-50-60;  |
| Mykolaiv Fund "Lubystok"                          | Mykolayiv           | (38 0512) 47 82 69  |
| Public Movement "Faith, Hope, Love"               | Odesa               | (38 0482) 63 33 39; 32 42 24  |
| Family House                                      | Poltava             | (38 0532) 53 09 10  |
| Center for Supporting Civil Initiatives "Chayka"  | Rivne               | (38 0362) 69 00 00; 23 34 57; 23 43 48  |
| Youth Center for Women's Initiatives              | Sevastopol          | (38 0962) 55 73 90; 55 73 90  |
| Spivdruzhnist                                     | Simferopol          | (38 0652) 25 54 11  |
| Ternopil City NGO "Revival of a Nation"           | Ternopil            | National toll-free hotline: 0 800 505 501 or 527 for subscribers of Beeline, KyivStar, MTS and life:) |
| Uzhgorod Oblast Women's Center "Vesta"            | Uzhgorod            | (38 03122) 3 20 91;   |
| Progressive women                                 | Vinnitsia           | (38 0432) 35 85 60  |
| Men Against Violence                              | Vinnitsia           | (38 0432) 59 20 47  |
| Dzherelo Nadii                                    | Vinnitsia           | (38 0432) 53 10 94  |
| Avenir  | Zhytomyr            | (38 0412) 41 40 38; 36 21 70  |
| Women Information-Consulting Centre               | Zhytomyr            | (38 0412) 40 07 33; 400 731; 400 732  |
| Vzayemodiya                                       | Zaporizhzhia        | (38 061) 270 92 91  |

**In addition to these organizations working directly with victims of trafficking, IOM Kyiv supports more than 75 civil society and faith-based organizations working to raise awareness about and prevent trafficking.**